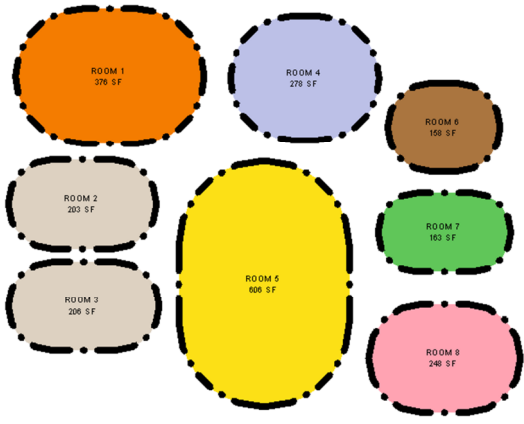


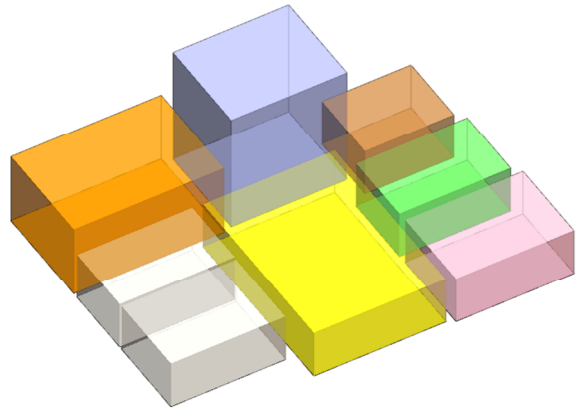
OVERVIEW

The myCADD Space Planning Library allows you to produce both **bubble diagrams** and **block diagrams** in Revit. They are designed to be flexible and at the same time are easy to use. The key features of the library are as follows.


ADJACENCIES\BUBBLE DIAGRAMS



SPACE PLANNING IN 2D AND 3D

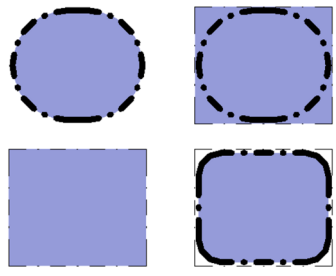


SHAPE OPTIONS



Box L shape T Shape U shape Cross Z shape Wedge

GRAPHIC OPTIONS



Graphic and net outlines, square or rounded corners, extent of color fills.

AREA REPORTING - TAGS AND SCHEDULES

Department 8
Room Name
266 SF
14' - 0" x 19' - 0"

Space Planning Schedule				
Space Name	Area			W
	Program Area	Actual Area	Area Difference	
Level 1				
Department 1				
ROOM 2	200 SF	203 SF	3 SF	18' - 0
ROOM 3	240 SF	233 SF	-7 SF	18' - 0
ROOM 4	360 SF	359 SF	-1 SF	18' - 0
	800 SF	795 SF	-5 SF	

Tag families with various types and area schedule included.

LIBRARY INCLUDES

- 7 SPACE PLANNING FAMILIES, VARIOUS SHAPES
- "GRAPH PAPER" GRID FOR PRECISION SNAPPING
- 2 TAG FAMILIES AND SPACE AREA SCHEDULE
- FULLY PARAMETRIC IN 2D AND 3D
- PLAN GRAPHIC OPTIONS
- ADJUSTABLE COLORS\MATERIALS